

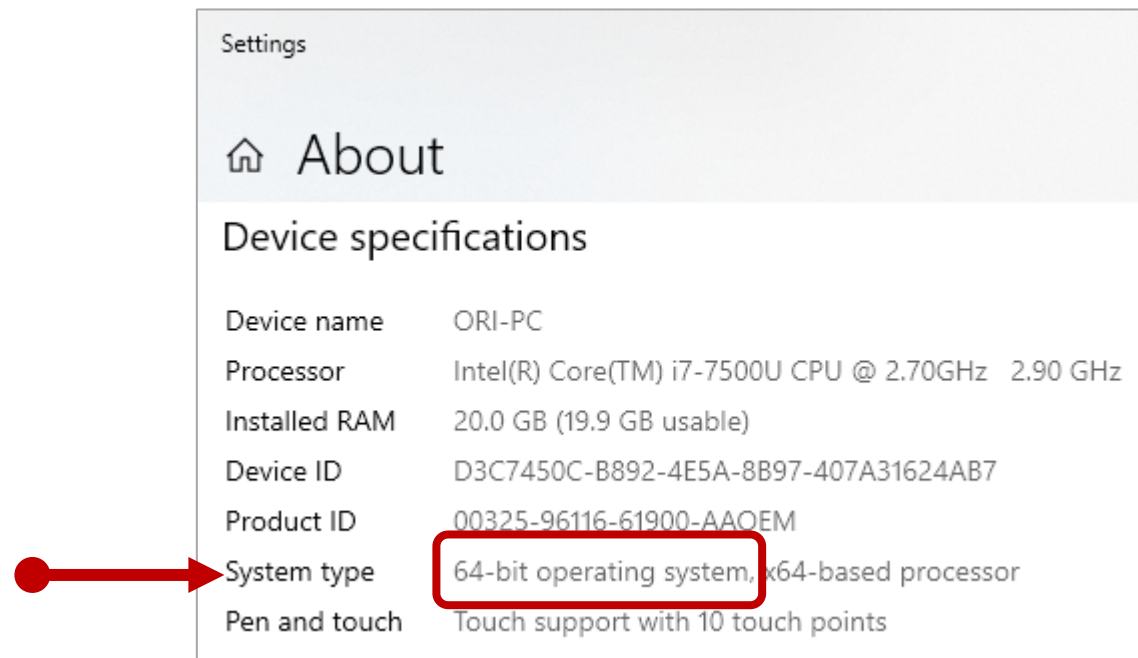
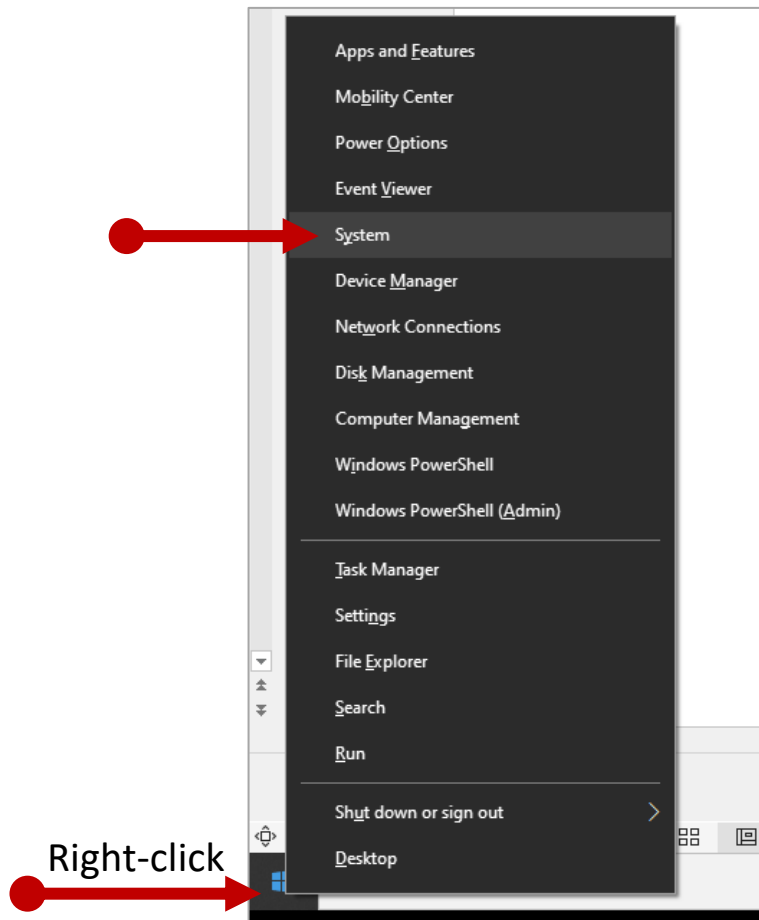
installation guide

LiveCode 9.6.7
(Windows)



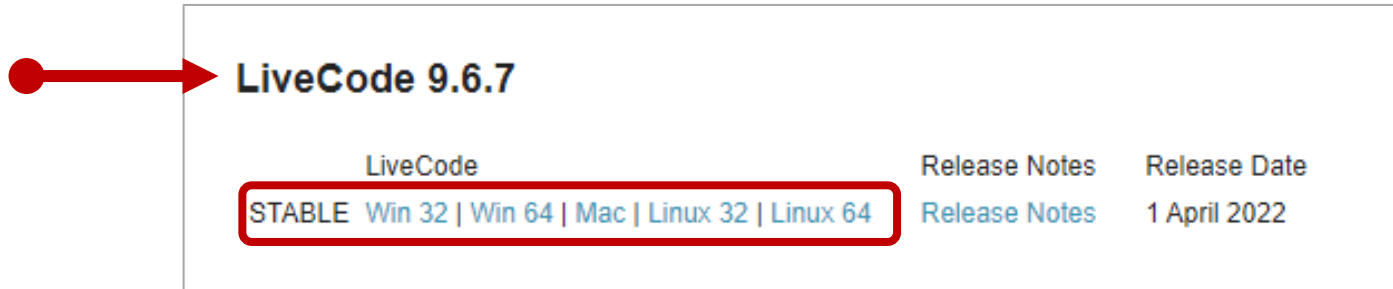
LiveCode Installation

- Check your operation system type (32/64 bit):



LiveCode Installation

- Enter the link: [LiveCode download](#)
- Locate version **LiveCode 9.6.7**
- Choose the link according to your operation system type

A screenshot of the LiveCode 9.6.7 download page. A red arrow points to the "LiveCode 9.6.7" heading. Below it, there is a table with columns for "LiveCode", "Release Notes", and "Release Date". The "LiveCode" column contains a red-bordered box with the text "STABLE Win 32 | Win 64 | Mac | Linux 32 | Linux 64". The "Release Notes" column contains a link to "Release Notes". The "Release Date" column contains the text "1 April 2022".

LiveCode	Release Notes	Release Date
STABLE Win 32 Win 64 Mac Linux 32 Linux 64	Release Notes	1 April 2022

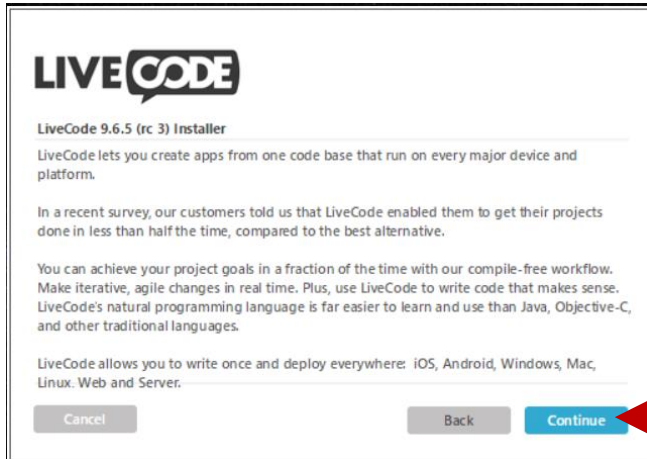


LiveCode Installation

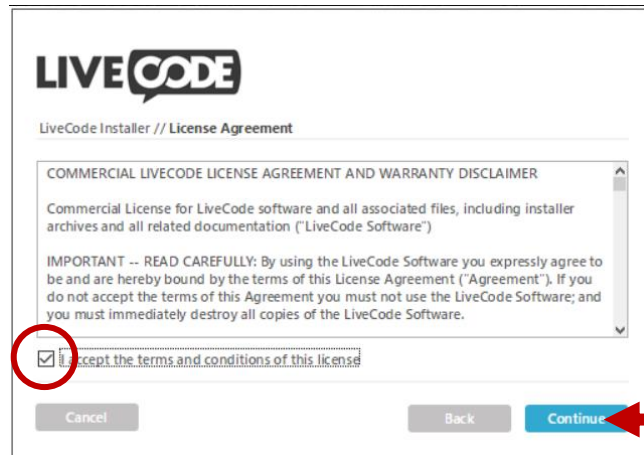
- Open the file you downloaded
- Follow the instructions on the next page




LiveCode Installation



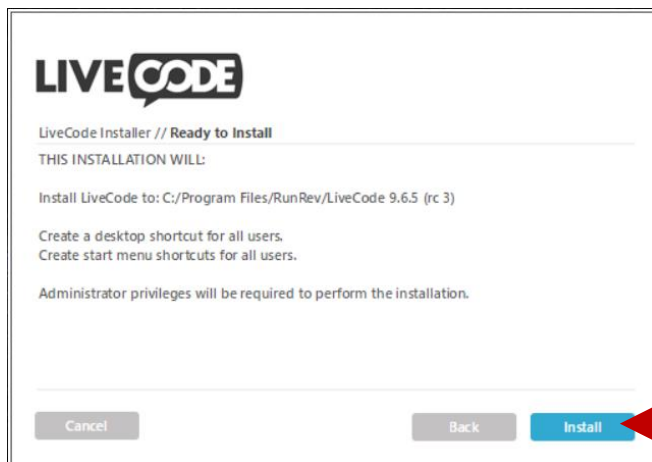
1



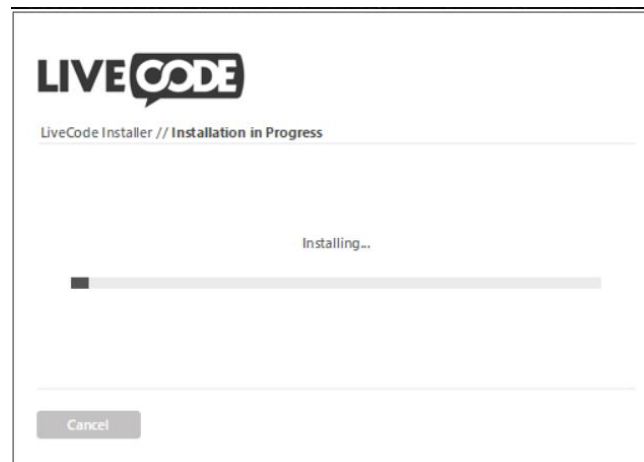
2




3



4



5



6

LiveCode Installation



Agreement

9.6.7-rc-1

COMMERCIAL LIVECODE LICENSE AGREEMENT AND WARRANTY DISCLAIMER

Commercial License for LiveCode software and all associated files, including installer archives and all related documentation ("LiveCode Software")

IMPORTANT -- READ CAREFULLY: By using the LiveCode Software you expressly agree to be and are hereby bound by the terms of this License Agreement ("Agreement"). If you do not accept the terms of this Agreement you must not use the LiveCode Software: and

☒ I accept the terms of the license agreement

Quit

Continue



LiveCode Installation

1. In order to activate your account:

- Enter the student locker
- Select the course tab
- Under the course materials, you will find the email and the password

2. Enter the email and the password in the appropriate fields on the activation screen of Live-Code

pay attention!

- Do not copy and paste the details. You must enter your login information
- Do not create a new user in Live-code with these details

Course Materials

- TrustMe_Android
- TrustMe_iPhone
- Software development installation
- Close Application
- Let's tame a robot
- Your LiveCode login details: Username - johndoe@gmail.com, Password : ZfMwaYlvcGk1

LIVE CODE

Activation

9.6.7-rc-1



No license found for this version, please activate to continue.

Email

johndoe@gmail.com

Password

ZfMwaYlvcGk1

Create an account | Manual activation

Activate



LiveCode Installation

You are ready

See you soon

Be cool & Have fun

LiveCode Installation

- Click on “Use License”

